




ENERG




WHIRLPOOL

WPM 912W ADS IT



A

19 kWh / 



9,0 kg



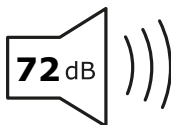
3:48



49 L



A **B** C D E F G



A **B** C D